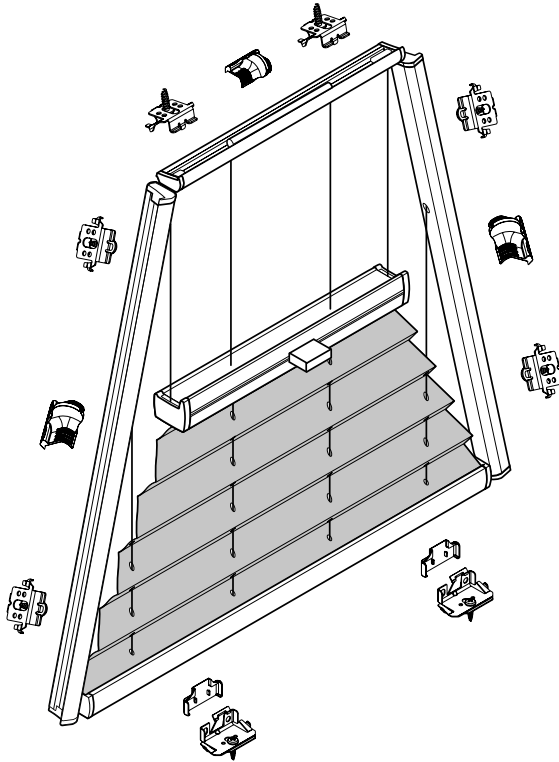


Plissee – Modell P-2072 / P-2077 Plafond

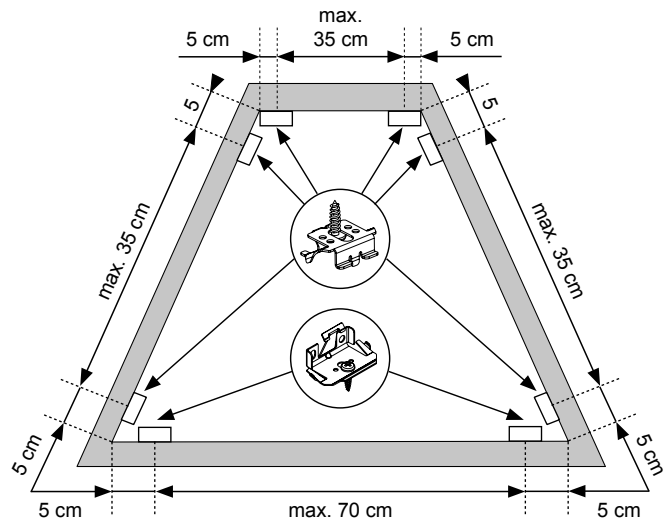
Deckenmontage

Trapez-Plissee, senkrecht

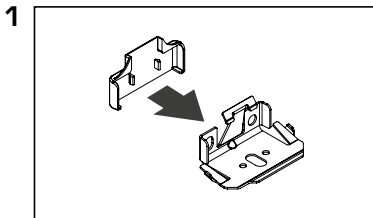
Beim Öffnen Produkt nicht mit scharfem Messer beschädigen!
Schrauben-Montage: Torx Biteinsatz TX15.



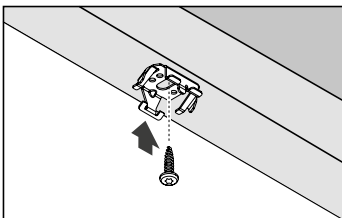
Anlagenbreite	Anzahl der Bauteile				
0 - 80 cm	2	2	var	var	1
81 - 150 cm	3	3	var	var	1



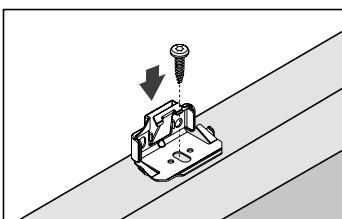
Trägerabdeckung



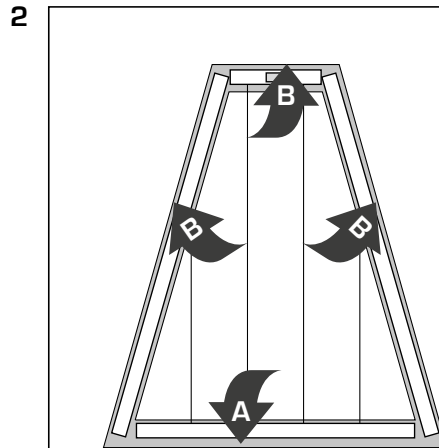
Trägermontage oben



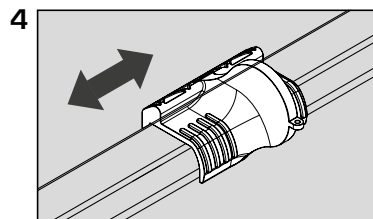
Trägermontage unten



Montage



Stahlseilspannung



Profile einklipsen

